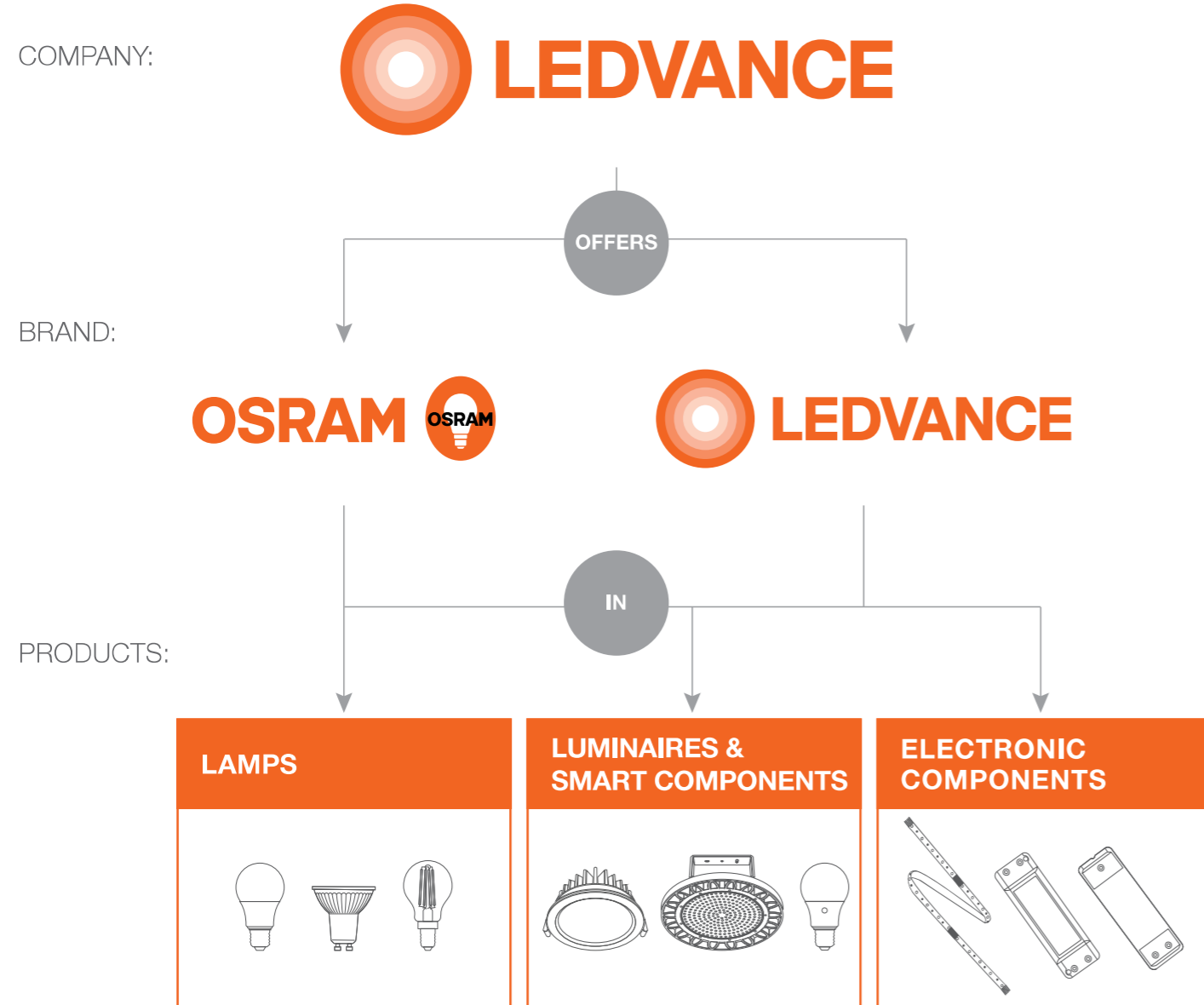


LEDVANCE BRAND ARCHITECTURE


THE COMPANY LEDVANCE



The LEDVANCE brand describes the ethos of our company. We want to define the role of light in the digital age and in people's connected daily lives. Our promise is reflected in the company name – our objective is to advance light.

LEDVANCE can draw on a 100-year heritage as it looks to the future, reinforcing its position as a leading manufacturer of lamps and luminaires.

LED LUMINAIRES CONTENTS



ELECTRONIC COMPONENTS CONTENTS



LED LUMINAIRE OVERVIEW - PORTFOLIO

IND

			1 DOWNLIGHTS
			2 SPOTLIGHTS
			3 TRACKLIGHTS
			4 PANELS
			5 SURFACE LUMINAIRES
			6 PENDANT + LINEAR LUMINAIRES
			7 BATTEN
			8 DAMP PROOFS LUMINAIRES
			9 HIGH-BAY LUMINAIRES
			10 FLOODLIGHTS
			11 STREETLIGHTS
			12 FACADE LIGHTS

LED ELECTRONIC COMPONENTS OVERVIEW- PORTFOLIO

IND

 LED Strip: LM-SV 1000lm 50W 24V DC	 Module-Strip Value 24V DC	 Module Strip 24V DC	 Module Strip 12V DC	1 LED MODULES (STRIPS)
		 LM-SPOT 50 MODULE COB DC	 LM SPOT 111 PRO	2 LED MODULE (SPOTS)
 10/100-240/12 (12V DC output)	 24V, IP67, APAC	 12V/24V, 24W	 12V/24V, 48W	3A LED DRIVERS (NON-DIM) Constant Voltage Driver
		 700mA	 1A	3B LED DRIVERS (NON-DIM) Constant Current Driver
			 LVED Pro 1-10 Dim 20W, IP 20, APAC	4A DIMMABLE DRIVER & CONTROLLER Current Selection – Constant Current
			 LVA DIM 1-10 12/24V, IP 20, APAC	4B DIMMABLE DRIVER & CONTROLLER Constant Voltage Diming Controller

LEDVANCE® DOWNLIGHT DOWNLIGHT LUMINAIRE SERIES REDEFINED.



JUNCTION BOX



ECO DOWNLIGHT



SLIM PANEL

LEDVANCE® Junction Box
Recessed-mounted LED downlight



Product Name	Product Number (EAN)	W	lm*	K	V	Ra	lm/W	Δ	ϵ (mm)	l (mm)	h (mm)	ϕ (mm)	t (h)	
--------------	----------------------	---	-----	---	---	----	------	----------	-----------------	----------	----------	-------------	---------	--

LEDVANCE® JUNCTION BOX															
LDV DL JB 3W/865 RD 20X1	4058075167049	3	210	6500	220-240	80	70	120	90	-	46	50	50,000	20	
LDV DL JB 6W/865 RD 20X1	4058075185869	6	420	6500	220-240	80	70	120	110	-	52	77	50,000	20	

PRODUCT FEATURES

- Available in 3W, 6W
- Suitable for 2", 3" Junction Box
- Surge protection: up to 2.5 KV
- Mounting - recess

PRODUCT BENEFITS

- High grade PC housing for reliable heat dissipation
- Internal driver design reduces wiring connection into tight ceiling/limited spaces
- Safety Compliant as per BIS

LEDVANCE® LED ECO Downlight
Recess/Surface mounted LED downlight



Product Name	Product Number (EAN)	W	lm*	K	V	Ra	lm/W	Δ	ϵ (mm)	l (mm)	h (mm)	ϕ (mm)	t (h)	
--------------	----------------------	---	-----	---	---	----	------	----------	-----------------	----------	----------	-------------	---------	--

LEDVANCE® 3W/6W LED ECO DOWNLIGHT															
LED ECO DL 5W/865 RD 16X1	4058075188082	5	300	6500	220-240	80	60	120	85	-	35	68	50,000	16	
LED ECO DL 5W/830 RD 16X1	4058075188105	5	275	4000	220-240	80	55	120	85	-	35	68	50,000	16	
LED ECO DL 8W/865 RD 12X1	4058075188129	8	640	3000	220-240	80	80	120	110	-	35	94	50,000	12	
LED ECO DL 8W/830 RD 12X1	4058075188143	8	600	6500	220-240	80	75	120	110	-	35	94	50,000	12	
LED ECO DL 15W/865 RD 12X1	4058075188167	15	1275	4000	220-240	80	85	120	170	-	35	149	50,000	12	
LED ECO DL 15W/830 RD 12X1	4058075188181	15	1200	3000	220-240	80	80	120	170	-	35	149	50,000	12	
LED ECO DL 22W/865 RD 8X1	4058075188204	22	1870	6500	220-240	80	85	120	200	-	35	183	50,000	8	
LED ECO DL 22W/830 RD 8X1	4058075188228	22	1760	4000	220-240	80	80	120	200	-	35	183	50,000	8	

LEDVANCE® DL SURFACE ACCESSORY															
LED ECO DL 5W ROUNDSURFACERING 20X1	4058075230170	-	-	-	-	-	-	-	85	-	35	-	-	20	
LED ECO DL 8W ROUNDSURFACERING 20X1	4058075230194	-	-	-	-	-	-	-	110	-	35	-	-	20	
LED ECO DL 15W ROUNDSURFACERING 20X1	4058075231320	-	-	-	-	-	-	-	170	-	35	-	-	20	
LED ECO DL 22W ROUNDSURFACERING 20X1	4058075231344	-	-	-	-	-	-	-	200	-	35	-	-	20	

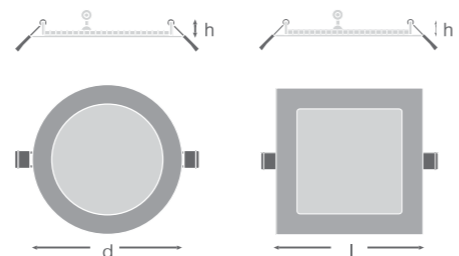
PRODUCT FEATURES

- Available in 5W, 8W, 15W & 22W
- Available in 3", 4", 6" & 8"
- Wide voltage range: 120V to 300V
- Surge protection: up to 2.5 KV
- Sleek Design
- Surface mounting option available
- Mounting - recess/surface

PRODUCT BENEFITS

- High grade PC housing for reliable heat dissipation
- Internal driver design reduces wiring connection into tight ceiling/limited spaces
- Suitable for low height ceiling
- Safety Compliant as per BIS

LEDVANCE® LED Slim Panel Downlight
Flat downlight luminaires in round & square shape



Product Name	Product Number (EAN)	W	lm*	K	V	Ra	lm/W	△	d (mm)	l (mm)	h (mm)	θ (mm)	t (h)†	📦
--------------	----------------------	---	-----	---	---	----	------	---	--------	--------	--------	--------	--------	---

LEDVANCE® LED SLIM PANEL DOWNLIGHT

LED SLIM PANEL 6W/865 RD 20X1 IN LEDV	4058075209183	6	420	6500	220-240	80	70	120	120	-	20	108	50,000	20
LED SLIM PANEL 6W/840 RD 20X1 IN LEDV	4058075209206	6	420	4000	220-240	80	70	120	120	-	20	108	50,000	20
LED SLIM PANEL 6W/830 RD 20X1	4058075209268	6	390	3000	220-240	80	65	120	120	-	20	108	50,000	20
LED SLIM PANEL 9W/865 RD 20X1	4058075209305	9	630	6500	220-240	80	70	120	120	-	20	108	50,000	20
LED SLIM PANEL 9W/840 RD 20X1	4058075209329	9	630	4000	220-240	80	70	120	120	-	20	108	50,000	20
LED SLIM PANEL 9W/830 RD 20X1	4058075209381	9	585	3000	220-240	80	65	120	120	-	20	108	50,000	20
LED SLIM PANEL 12W/865 RD 20X1	4058075209428	12	960	6500	220-240	80	80	120	170	-	20	155	50,000	20
LED SLIM PANEL 12W/840 RD 20X1	4058075209442	12	960	4000	220-240	80	80	120	170	-	20	155	50,000	20
LED SLIM PANEL 12W/830 RD 20X1	4058075209503	12	900	3000	220-240	80	75	120	170	-	20	155	50,000	20
LED SLIM PANEL 15W/865 RD 20X1	4058075209541	15	1200	6500	220-240	80	80	120	170	-	20	155	50,000	20
LED SLIM PANEL 15W/840 RD 20X1	4058075209565	15	1200	4000	220-240	80	80	120	170	-	20	155	50,000	20
LED SLIM PANEL 15W/830 RD 20X1	4058075209626	15	1125	3000	220-240	80	75	120	170	-	20	155	50,000	20
LED SLIM PANEL 18W/865 RD 20X	4058075209664	18	1440	6500	220-240	80	80	120	225	-	20	205	50,000	20
LED SLIM PANEL 18W/840 RD 20X1	4058075207776	18	1440	4000	220-240	80	80	120	225	-	20	205	50,000	20
LED SLIM PANEL 18W/830 RD 20X1	4058075207837	18	1350	3000	220-240	80	75	120	225	-	20	205	50,000	20

LEDVANCE® SLIM PANEL ROUND ACCESSORIES

LED SLIMPANEL RD 6WSURFACERING 10X1	4058075199927	10	-	-	-	-	-	-	123	-	36	-	-	10
LED SLIMPANEL RD12WSURFACERING 10X1	4058075199941	10	-	-	-	-	-	-	173	-	36	-	-	10
LED SLIMPANEL RD18WSURFACERING 10X1	4058075202696	10	-	-	-	-	-	-	229	-	36	-	-	10

LED SLIM PANEL 6W/865 SQ 20X1	4058075209220	6	420	6500	220-240	80	70	120	-	120	20	108	50,000	20
LED SLIM PANEL 6W/840 SQ 20X1	4058075209244	6	420	4000	220-240	80	70	120	-	120	20	108	50,000	20
LED SLIM PANEL 6W/830 SQ 20X1	4058075209282	6	390	3000	220-240	80	65	120	-	120	20	108	50,000	20
LED SLIM PANEL 9W/865 SQ 20X1	4058075209343	9	630	6500	220-240	80	70	120	-	120	20	108	50,000	20
LED SLIM PANEL 9W/840 SQ 20X1	4058075209367	9	630	4000	220-240	80	70	120	-	120	20	108	50,000	20
LED SLIM PANEL 9W/830 SQ 20X1	4058075209404	9	585	3000	220-240	80	65	120	-	120	20	108	50,000	20
LED SLIM PANEL 12W/865 SQ 20X1	4058075209466	12	960	6500	220-240	80	80	120	-	170	20	155	50,000	20
LED SLIM PANEL 12W/840 SQ 20X1	4058075209480	12	960	4000	220-240	80	80	120	-	170	20	155	50,000	20
LED SLIM PANEL 12W/830 SQ 20X1	4058075209527	12	900	3000	220-240	80	75	120	-	170	20	155	50,000	20
LED SLIM PANEL 15W/865 SQ 20X1	4058075209589	15	1200	6500	220-240	80	80	120	-	170	20	155	50,000	20
LED SLIM PANEL 15W/840 SQ 20X1	4058075209602	15	1200	4000	220-240	80	80	120	-	170	20	155	50,000	20
LED SLIM PANEL 15W/830 SQ 20X1	4058075209640	15	1125	3000	220-240	80	75	120	-	170	20	155	50,000	20
LED SLIM PANEL 18W/865 SQ 20X1	4058075207790	18	1440	6500	220-240	80	80	120	-	225	20	205	50,000	20
LED SLIM PANEL 18W/840 SQ 20X1	4058075207813	18	1440	4000	220-240	80	80	120	-	225	20	205	50,000	20
LED SLIM PANEL 18W/830 SQ 20X1	4058075207851	18	1350	3000	220-240	80	75	120	-	225	20	205	50,000	20

LEDVANCE® LED Slim Panel Downlight
Flat downlight luminaires in round & square shape



Product Name	Product Number (EAN)	W	lm*	K	V	Ra	lm/W	△	d (mm)	l (mm)	h (mm)	θ (mm)	t (h)†	📦
--------------	----------------------	---	-----	---	---	----	------	---	--------	--------	--------	--------	--------	---

LEDVANCE® SLIM PANEL SQUARE ACCESSORIES

LED SLIMPANEL SQ 6WSURFACERING 10X1	4058075270626	10	-	-	-	-	-	-	-	-	123	36	-	-	10
LED SLIMPANEL SQ12WSURFACERING 10X1	4058075270589	10	-	-	-	-	-	-	-	-	173	36	-	-	10
LED SLIMPANEL SQ18WSURFACERING 10X1	4058075270640	10	-	-	-	-	-	-	-	-	229	36	-	-	10

** Lumen measured are under standard test conditions. Actual results may vary by +/- 10%

PRODUCT FEATURES

- Available in 6W, 9W, 12W, 15W & 18W
- Available in 4", 6" & 8"
- Available with color temperature: 3,000K, 4,000K & 6,500K
- Wide voltage range: 100V to 300V
- Surge protection: up to 2.5 KV
- Sleek Design
- Surface mounting option available
- Mounting - recess/surface

PRODUCT BENEFITS

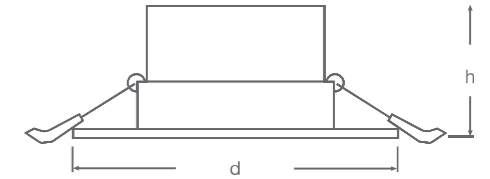
- White aluminum die-cast housing for reliable heat dissipation
- Suitable for low height ceiling
- Elegant slim design with external isolated constant current driver
- Safety Compliant as per BIS.

LEDVANCE® SPOTLIGHT

LED SPOTLIGHTS LUMINAIRE SERIES. REDEFINED.

LEDVANCE® DOT LED Spotlight
High lumen efficacy LED spotlights

IP20 IN



Product Name	Product Number (EAN)	W	lm*	K	V	Ra	lm/W						
--------------	----------------------	---	-----	---	---	----	------	--	--	--	--	--	--



LEDVANCE® DOT LED SPOTLIGHT														
LDECO SPOT PC DOT 2W 865 RD 50X1	4058075210479	2	60	6500	220-240	70	30	120	39	-	28.5	28	50,000	50
LDECO SPOT PC DOT 2W 830 RD 50X1	4058075210493	2	-	3000	220-240	70	-	120	39	-	28.5	28	50,000	50
LDECO SPOT PC DOT 2W BL RD 50X1	4058075210516	2	-	Red	220-240	70	-	120	39	-	28.5	28	50,000	50
LDECO SPOT PC DOT 2W GR RD 50X1	4058075210530	2	-	Green	220-240	70	-	120	39	-	28.5	28	50,000	50
LDECO SPOT PC DOT 2W RED RD 50X1	4058075210554	2	-	Blue	220-240	70	-	120	39	-	28.5	28	50,000	50

PRODUCT FEATURES

- Available in 5 color - 3000K/6500K & Red, Blue, Green options
- High Power SMD with Frosted lens.
- Polycarbonate front & PC housing
- Mounting - recess

PRODUCT BENEFITS

- Replaceable electronic driver for easy maintenance
- Pre-wired with mains cable
- Safety Compliant as per BIS.
- Long 30,000hr lifetime reduces maintenance costs
- Suitable for cabinets

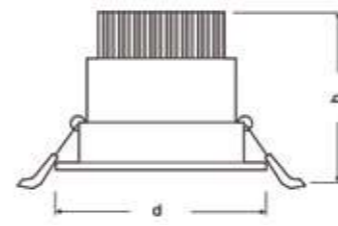


DOT



COB LED SPOTLIGHT

LEDVANCE® COB LED Spotlight
High lumen efficacy LED spotlights



Product Name	Product Number (EAN)	W	lm*	K	V	Ra	lm/W	Δ	ϵ (mm)	$\frac{l}{h}$ (mm)	$\frac{h}{d}$ (mm)	ϕ (mm)	t (h)	
--------------	----------------------	---	-----	---	---	----	------	----------	-----------------	--------------------	--------------------	-------------	-------	--

LEDVANCE® COB LED SPOTLIGHT

COB LED SPOT LIGHT PC 3W/865 RD20X1	4058075173316	3	270	6500	220-240	80	90	36	87	-	50	72	50,000	20
COB LED SPOT LIGHT PC 3W/827 RD20X1	4058075173330	3	240	2700	220-240	80	80	36	87	-	50	72	50,000	20
COB LED SPOT LIGHT PC 6W/865 RD20X1	4058075173354	6	540	6500	220-240	80	90	36	87	-	50	72	50,000	20
COB LED SPOT LIGHT PC 6W/827 RD20X1	4058075173378	6	480	2700	220-240	80	80	36	87	-	50	72	50,000	20
COB LED SPOT LIGHT PC 9W/865 RD12X1	4058075173392	9	810	6500	220-240	80	90	36	105	-	62	90	50,000	12
COB LED SPOT LIGHT PC 9W/827 RD12X1	4058075173415	9	675	2700	220-240	80	75	36	105	-	62	90	50,000	12
COB LED SPOT LIGHT PC 12W/865RD12X1	4058075173439	12	1080	6500	220-240	80	90	36	105	-	62	90	50,000	12
COB LED SPOT LIGHT PC 12W/827RD12X1	4058075173453	12	960	2700	220-240	80	80	36	105	-	62	90	50,000	12

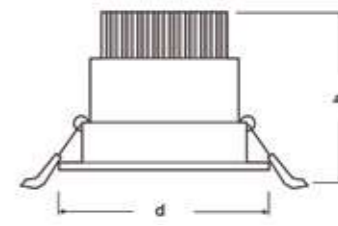
PRODUCT FEATURES

- Available in 3W, 6W, 9W & 12W
- Available with CCT 6500k/2700k
- Wide voltage range: 100V to 300V
- Luminous efficacy: 90 lm/W
- Surge protection: up to 2.5 KV
- Beam Angle 36deg
- Mounting - recess

PRODUCT BENEFITS

- Die Cast Aluminium heat sink for reliable heat dissipation
- Elegant design with external isolated constant current driver
- High efficacy COB LED & high system transformation
- Optimum Beam Angle for focus
- Safety Compliant as per BIS.

LEDVANCE® COB (HW) LED Spotlight
High lumen efficacy LED spotlights



Product Name	Product Number (EAN)	W	lm*	K	V	Ra	lm/W	Δ	ϵ (mm)	$\frac{l}{h}$ (mm)	$\frac{h}{d}$ (mm)	ϕ (mm)	t (h)	
--------------	----------------------	---	-----	---	---	----	------	----------	-----------------	--------------------	--------------------	-------------	-------	--

LEDVANCE® COB (HW) LED SPOTLIGHT

LDVAL COBSPOT AL ADJ18W/827RD10X1	4058075284357	18	1400	2700	220-240	80	80	36	138	-	85	115	50,000	10
LDVAL COBSPOT AL ADJ18W/840RD10X1	4058075284388	18	1550	4000	220-240	80	85	36	138	-	85	115	50,000	10
LDVAL COBSPOT AL ADJ24W/827RD10X1	4058075284401	24	1850	2700	220-240	80	80	36	138	-	85	115	50,000	10
LDVAL COBSPOT AL ADJ24W/840RD10X1	4058075284425	24	2050	4000	220-240	80	85	36	138	-	85	115	50,000	10
LDVAL COBSPOT AL ADJ30W/827RD10X1	4058075284449	30	2300	2700	220-240	80	80	36	138	-	100	115	50,000	10
LDVAL COBSPOT AL ADJ30W/840RD10X1	4058075284463	30	2550	4000	220-240	80	85	36	138	-	100	115	50,000	10
LDVAL COBSPOT AL ADJ40W/827RD10X1	4058075284487	40	3400	2700	220-240	80	80	36	160	-	125	135	50,000	10

PRODUCT FEATURES

- Available in 18W, 24W, 30W & 40W
- Available with CCT 4000k/2700k
- Wide voltage range: 140V to 290V
- Power Factor > 0.90
- THD < 10%
- Luminous efficacy: 85 lm/W
- Surge protection: up to 2.5 KV
- Beam Angle 36deg
- Mounting - recess

PRODUCT BENEFITS

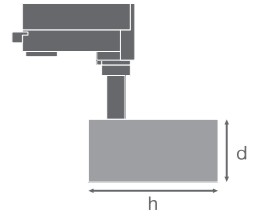
- Die Cast Aluminium body with aluminium heat sink for reliable heat dissipation
- Elegant design with external isolated constant current driver
- High efficacy COB LED & high system transformation
- Optimum Beam Angle for focus
- Safety Compliant as per BIS

TRACKLIGHTS LUMINAIRE SERIES REDEFINED.

LEDVANCE® Track Spotlight

3-phase tracklight spot with integrated control gear

IK03 IP20 APAC



Product Name

Product Number
(EAN)

W

lm*

K

V

Ra

lm/w

△

d [mm]

h [mm]

t [h]

☰

LEDVANCE® TRACK SPOTLIGHT

LDPFM TRACKSPOT 9W/930 36D WH 20X1	4058075252592	9	630	3000	220-240	90	70	36	50	136	30,000	20
LDPFM TRACKSPOT 9W/940 36D WH 20X1	4058075252653	9	675	4000	220-240	90	75	36	50	136	30,000	20
LDPFM TRACKSPOT 9W/930 36D BK 20X1	4058075252714	9	630	3000	220-240	90	70	36	50	136	30,000	20
LDPFM TRACKSPOT 9W/940 36D BK 20X1	4058075252776	9	675	4000	220-240	90	75	36	50	136	30,000	20
LDPFM TRACKSPOT 15W/930 36D WH 16X1	4058075252837	15	1050	3000	220-240	90	70	36	60	198	30,000	16
LDPFM TRACKSPOT 15W/940 36D WH 16X1	4058075252899	15	1125	4000	220-240	90	75	36	60	198	30,000	16
LDPFM TRACKSPOT 15W/930 36D BK 16X1	4058075252950	15	1050	3000	220-240	90	70	36	60	198	30,000	16
LDPFM TRACKSPOT 15W/940 36D BK 16X1	4058075253018	15	1125	4000	220-240	90	75	36	60	198	30,000	16
LDPFM TRACKSPOT 20W/930 36D WH 16X1	4058075253070	20	1400	3000	220-241	90	70	36	60	198	30,000	16
LDPFM TRACKSPOT 20W/940 36D WH 16X1	4058075253131	20	1500	4000	220-242	90	75	36	60	198	30,000	16
LDPFM TRACKSPOT 20W/930 36D BK 16X1	4058075253193	20	1400	3000	220-243	90	70	36	60	198	30,000	16
LDPFM TRACKSPOT 20W/940 36D BK 16X1	4058075253254	20	1500	4000	220-244	90	75	36	60	198	30,000	16
LDPFM TRACKSPOT 30W/930 36D WH 12X1	4058075253353	30	2100	3000	220-245	90	70	36	73	238	30,000	12
LDPFM TRACKSPOT 30W/940 36D WH 12X1	4058075253414	30	2250	4000	220-246	90	75	36	73	238	30,000	12
LDPFM TRACKSPOT 30W/930 36D BK 12X1	4058075253476	30	2100	3000	220-247	90	70	36	73	238	30,000	12
LDPFM TRACKSPOT 30W/940 36D BK 12X1	4058075253537	30	2250	4000	220-240	90	75	36	73	238	30,000	12

PRODUCT FEATURES

- Available in 9W, 15W, 20W, 30W
- Available with CCT 4,000k/3,000k
- Available in white, black finish
- Initial color consistency: SDCM < 5
- Ra > 90
- Beam Angle 36deg (options in 15deg/24deg available against MOQ)
- Flexible adjustment for accent lighting (rotation 350° and tilt 90°)
- Follows the unified LEDVANCE design language (SCALE design)
- Compact tracklight spot with integrated control gear
- Extruded aluminium housing
- Mounting - track

PRODUCT BENEFITS

- Extrusion aluminium heatsink leads to reliable heat dissipation
- High CRI (Ra>90)) makes merchandise look great
- High efficacy COB LED & high system transformation
- Deep glare free design make visually comfortable light
- Safety Compliant as per BIS

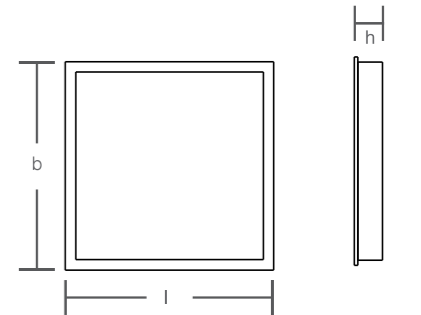


TRACKLIGHT

LEDVANCE® PANEL PANEL LUMINAIRE SERIES REDEFINED.

LEDVANCE® LEDVALUE Panel
Square back-lit panel luminaires

IP20 IN



Product Name	Product Number (EAN)	W	lm*	K	V	Ra	lm/W	△	l (mm)	b (mm)	h (mm)	γ (mm)	t (h)	⊞
--------------	----------------------	---	-----	---	---	----	------	---	--------	--------	--------	--------	-------	---

LEDVANCE® LEDVALUE PANEL														
LDECO PANEL 36W/865 2FTX2FT VS2	4058075311862	36	3200	6500	220-240	80	90	120	595	595	65	575	50,000	2
ACSRV SPRNG RCESS MNT 36W PNL VS25	4058075318915	-	-	-	-	-	-	-	60	26	20	-	-	25
LED 2X2 PANEL 36W/865 VS2	4058075211100	36	3600	6500	220-240	80	100	120	595	595	75	575	50,000	2
LED 2X2 PANEL 36W/840 VS2	4058075211124	36	3240	4000	220-240	80	90	120	595	595	75	575	50,000	2
LED 2X2 PANEL 36W/830 VS2	4058075211148	36	3060	3000	220-240	80	85	120	595	595	75	575	50,000	2
LED 2X2 PANEL 42W/865 VS2	4058075211162	42	4200	6500	220-240	80	100	120	595	595	75	575	50,000	2
LED 2X2 PANEL 42W/840 VS2	4058075211186	42	3780	4000	220-240	80	90	120	595	595	75	575	50,000	2

PRODUCT FEATURES

- CRCA housing
- Luminous efficacy: up to 100 lm/W
- Mounting - recess/surface

PRODUCT BENEFITS

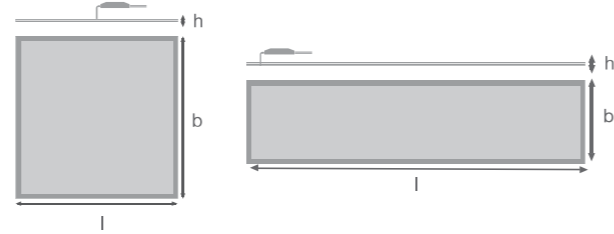
- High luminous efficacy
- Very homogenous light
- Easy & quick installation
- Energy savings of up to 50% (Compared to luminaires that use fluorescent lamps)
- Internal driver for extended flexibility



LED PANEL (Backlit)



LED SLIM PANEL (Edgelit)



Product Name	Product Number (EAN)	W	lm*	K	V	Ra	lm/w	Δ	$\frac{l}{(mm)}$	$\frac{b}{(mm)}$	$\frac{h}{(mm)}$	t[n]#	
--------------	----------------------	---	-----	---	---	----	------	----------	------------------	------------------	------------------	-------	--

LEDVANCE® LEDVALUE PANEL													
PANEL LED 0606 32W/6500K 230V 4X1	4058075003255	32	3200	6500	220-240	80	100	120	595	595	10.5	30,000	4
PANEL LED 0606 32W/4000K 230V 4X1	4058075003231	32	3200	4000	220-240	80	100	120	595	595	10.5	30,000	4
PANEL LED 0312 32W/6500K 230V 3X1	4058075003293	32	3200	6500	220-240	80	100	120	1195	295	10.5	30,000	3
PANEL LED 0312 32W/4000K 230V 3X1	4058075003279	32	3200	4000	220-240	80	100	120	1195	295	10.5	30,000	3

PRODUCT FEATURES

- Polystyrene diffuser (TP(B) rated)
- Die-cast aluminum housing

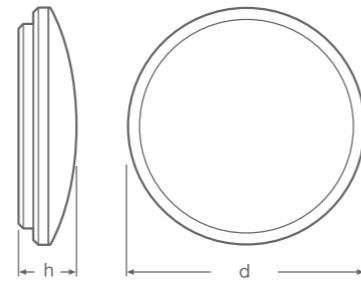
PRODUCT BENEFITS

- High luminous efficacy
- Very slim aluminum housing (Only 10.5mm) & matt white frame
- Very homogenous light
- Easy & quick installation
- Energy savings of up to 50% (Compared to luminaires that use fluorescent lamps)
- External driver for extended flexibility
- Light guide plate with micro structure made of non-yellowing material for long lifetime

LEDVANCE® CEILING CEILING LUMINAIRE SERIES REDEFINED.



LEDVALUE CEILING



Product Name	Product Number (EAN)	W	lm*	K	V	Ra	lm/W	°	d (mm)	h (mm)	t (h)	⊞
--------------	----------------------	---	-----	---	---	----	------	---	--------	--------	-------	---

LEDVANCE® LEDVALUE CEILING												
LDVAL CEILING 10W 865 G2 5X1 EN	4058075248038	10	800	6500	220-240	80	80	120	250	65	15,000	5
LDVAL CEILING 10W 840 G2 5X1 EN	4058075248014	10	800	4000	220-240	80	80	120	250	65	15,000	5
LDVAL CEILING 10W 830 G2 5X1 EN	4058075247994	10	760	3000	220-240	80	76	120	250	65	15,000	5
LDVAL CEILING 20W 865 G2 5X1 EN	4058075248090	20	1600	6500	220-240	80	80	120	330	65	15,000	5
LDVAL CEILING 20W 840 G2 5X1 EN	4058075248076	20	1600	4000	220-240	80	80	120	330	65	15,000	5
LDVAL CEILING 20W 830 G2 5X1 EN	4058075248052	20	1520	3000	220-240	80	76	120	330	65	15,000	5

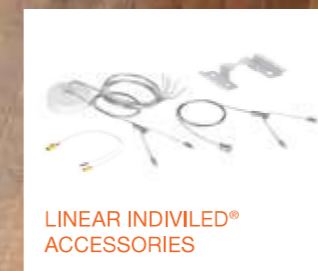
PRODUCT FEATURES


- Beam angle: 120°
- Ambient temperature in operation: -20...+40°C
- Metal housing, PMMA cover
- Opal cover made of PMMA
- SDCM 6

PRODUCT BENEFITS

- High luminous efficacy
- Very homogenous light
- Easy & quick installation
- Easy replacement of the cover without changing the luminaire
- Energy savings of up to 55% compared to luminaires that use CFL
- Easy adjustment of sensor range, daylight detection & hold time
- Clear cover protects the reflector against dust & contact

LEDVANCE® PENDANT PENDANT + LINEAR LUMINAIRE SERIES REDEFINED.





Product Name	Product Number (EAN)	W	lm ⁺	K	V	Ra	lm/W	°	d (mm)	l (mm)	b (mm)	h (mm)	t (h)	⊞
--------------	----------------------	---	-----------------	---	---	----	------	---	--------	--------	--------	--------	-------	---

LEDVANCE® LINEAR INDIVILED® DIRECT/INDIRECT														
LN INDV D/I 1200 42W 4000 K	4058075109742	42	5050	4000	220-240	80	120	70	-	1199	120	40	50,000	4
LN INDV D 1200 34 W 4000 K	4058075109629	34	4200	4000	220-240	80	120	70	-	1199	120	40	50,000	4

LEDVANCE® ACCESSORIES FOR MOUNTING														
LN INDV 1200 THROUGHWIRING KIT	4058075133365	-	-	-	-	-	-	-	-	-	32	20	7	-
LN INDV LIGHTLINE CONNECTOR	4058075133341	-	-	-	-	-	-	-	-	82	40	12	-	-
LN INDV SUSPENSION KIT	4058075133280	-	-	-	-	-	-	-	100	-	-	25	-	-


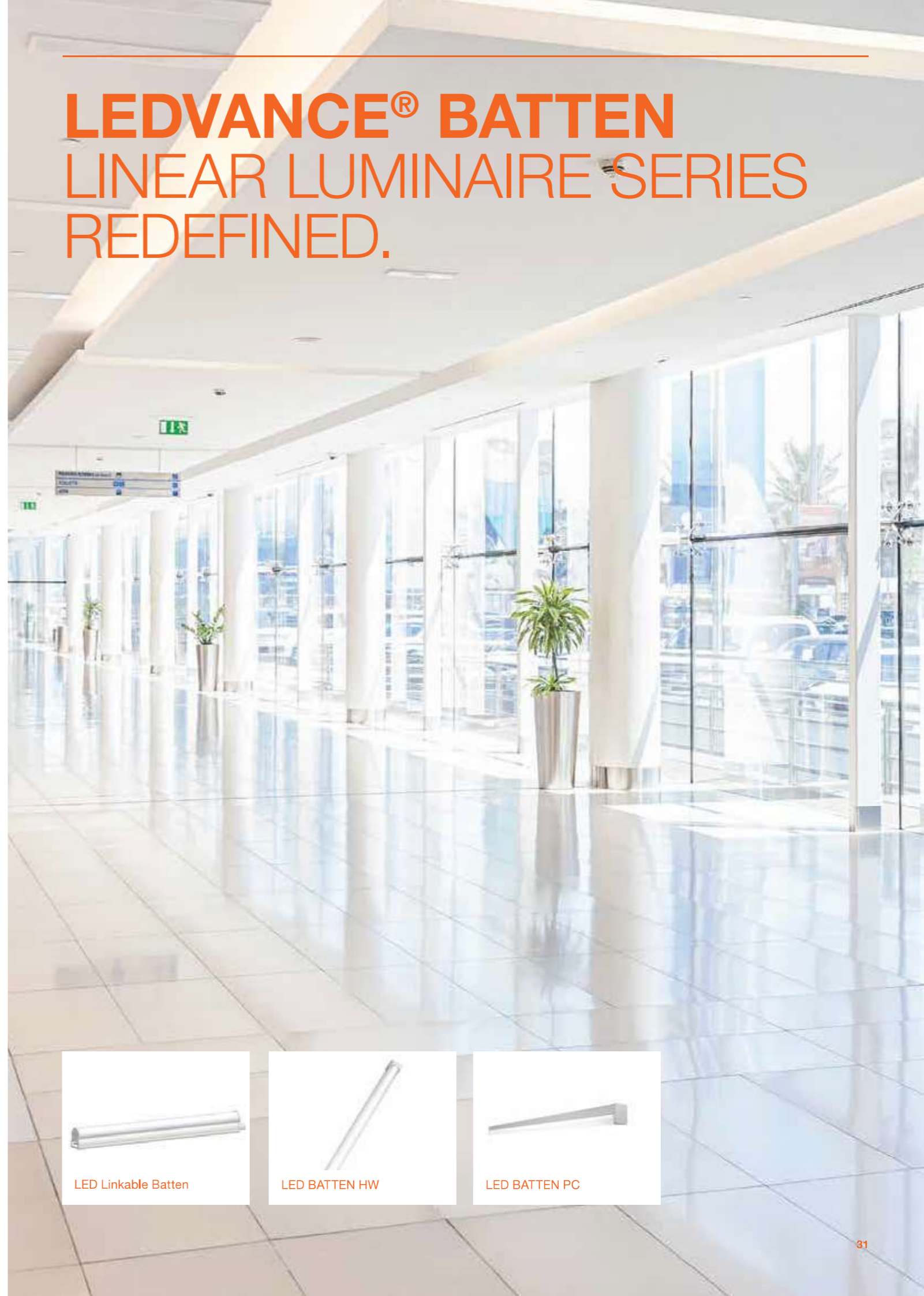
PRODUCT FEATURES


- Available with length of 1200mm
- Luminous flux up to 6550 lm
- Initial color consistency: <4 SDCM
- Luminous efficacy: up to 120 lm/W
- Each LED with individual lens and reflector for UGR<16 & homogenous light distribution
- Additional module for indirect lighting with 850 lm
- Glow Wire Test according to IEC 60695-2-12: 850 °C
- Pre-assembled through wiring kit
- Pendant mounting with suspension kit

PRODUCT BENEFITS

- Complete lighting solution with through-wiring (TH versions)
- Homogeneous light distribution & reduced glare thanks to IndiviLED® optics
- Increased light comfort in versions with direct & indirect light emission
- The product family offers full lighting solution for different applications
- Energy savings of up to 50% compared to T5 batten luminaires
- Robust structure with IK06
- Linkable to an esthetic seamless light line with line connection adapter (surface or pendant mounting)

LEDVANCE® BATTEN LINEAR LUMINAIRE SERIES REDEFINED.





Product Name	Product Number (EAN)	W	lm*	K	V	Ra	lm/W	°	l (mm)	b (mm)	h (mm)	t (h) #	
--------------	----------------------	---	-----	---	---	----	------	---	--------	--------	--------	---------	--


LEDVANCE® LED BATTEN													
LED BATTEN PC 6W/865 1FT 25X1	4058075222083	6	540	6500	220-240	80	90	120	293	36	21	50,000	25
LED BATTEN PC 6W/840 1FT 25X1	4058075222106	6	510	4000	220-240	80	85	120	293	36	21	50,000	25
LED BATTEN PC 6W/830 1FT 25X1	4058075222120	6	480	3000	220-240	80	80	120	293	36	21	50,000	25
LED BATTEN PC 9W/865 2FT 25X1	4058075222151	9	855	6500	220-240	80	95	120	576	36	21	50,000	25
LED BATTEN PC 9W/840 2FT 25X1	4058075222182	9	810	4000	220-240	80	90	120	576	36	21	50,000	25
LED BATTEN PC 9W/830 2FT 25X1	4058075222229	9	765	3000	220-240	80	85	120	576	36	21	50,000	25
LED BATTEN PC 20W/6500K 4FT 20X1	4058075222021	20	2000	6500	220-240	80	100	120	1135	36	21	50,000	20
LED BATTEN PC 20W/3000K 4FT 20X1	4058075222045	20	1800	3000	220-240	80	90	120	1135	36	21	50,000	20
LED BATTEN PC 20W/4000K 4FT 20X1	4058075301764	20	1900	4000	220-240	80	95	120	1135	36	21	50,000	20
LED BATTEN PC 22W/865 4FT 25X1	4058075211247	22	2200	6500	220-240	80	100	120	1186	23	37	50,000	25
LED BATTEN PC 22W/840 4FT 25X1	4058075211223	22	2100	4000	220-240	80	95	120	1186	23	37	50,000	25
LED BATTEN PC 22W/830 4FT 25X1	4058075211209	22	2000	3000	220-240	80	90	120	1186	23	37	50,000	25
LDECO BATTEN PC 4FT 24W/865 25X1	4058075220881	24	2500	6500	220-240	80	100	120	1186	23	37	50,000	25

PRODUCT FEATURES

- Uniform Illumination
- One piece polycarbonate extrusion body design
- Trendy ultra slim design
- Available in 3 lengths: 300mm, 600mm, 1200mm
- Available with CCT 6500/4000k/3000k
- Wide voltage range: 100V to 300V
- Power Factor > 0.90
- Surge protection: up to 2.5 KV
- Mounting - surface

PRODUCT BENEFITS

- Lightweight
- Standard length ensure direct replacement of a traditional T8 fixture
- PC diffuser with high transmission & uniform light distribution giving high efficiency
- Anti-corrosion stainless steel clips
- Easy installation, no tools required for connection
- Safety Compliant as per BIS



Product Name	Product Number (EAN)	W	lm*	K	V	Ra	lm/W	°	l (mm)	b (mm)	h (mm)	t (h) #	
--------------	----------------------	---	-----	---	---	----	------	---	--------	--------	--------	---------	--


LEDVANCE® LEDVALUE BATTEN HW													
LED ECO BATTEN AL 28W/865 20X1	4058075203167	28	3000	4000	220-240	80	100	120	1186	23	37	50,000	20
LDVAL BATTEN AL 4FT 36W/865 20X1	4058075233249	36	3800	6500	220-240	80	100	120	1188	27	34.7	50,000	20

PRODUCT FEATURES

- Uniform Illumination
- One piece aluminium extrusion body design
- Trendy ultra slim design
- Available length 1200mm
- Available with CCT 6500
- Wide voltage range: 100V to 300V
- Power Factor > 0.90
- Surge protection: up to 2.5 KV
- Mounting - surface

PRODUCT BENEFITS

- Lightweight
- Standard length ensure direct replacement of a traditional T8 fixture
- PC diffuser with high transmission & uniform light distribution giving high efficiency
- Anti-corrosion stainless steel clips
- Easy installation, no tools required for connection
- Safety Compliant as per BIS



Product Name	Product Number (EAN)	W	lm [*]	K	V	Ra	lm/W	△	l [mm]	b [mm]	h [mm]	t [mm]	#
--------------	----------------------	---	-----------------	---	---	----	------	---	--------	--------	--------	--------	---

LEDVANCE® LED LINKABLE BATTENS													
LEDVALUEBATTEN1F 3W/830100-240V30X1	4058075310612	3	270	3000	220-240	80	90	100	310	23	35	20,000	30
LEDVALUEBATTEN2F 6W/830100-240V30X1	4058075310636	6	540	3000	220-240	80	90	100	580	23	35	20,000	30
LEDVALUEBATTEN3F10W/830100-240V30X1	4058075310650	10	900	3000	220-240	80	90	100	880	23	35	20,000	30
LEDVALUEBATTEN4F13W/830100-240V30X1	4058075310674	13	1170	3000	220-240	80	90	100	1190	23	35	20,000	30

LEDVANCE® LED VALUE BATTEN ACCESSORIES													
LEDVALUE BAT CONNECT CABLE VS50 LEDVO	4058075092747	-	-	-	-	-	-	-	260	-	-	-	50
LEDVALUE BAT POWER CABLE VS50 LEDVO	4058075092754	-	-	-	-	-	-	150	-	-	-	-	50

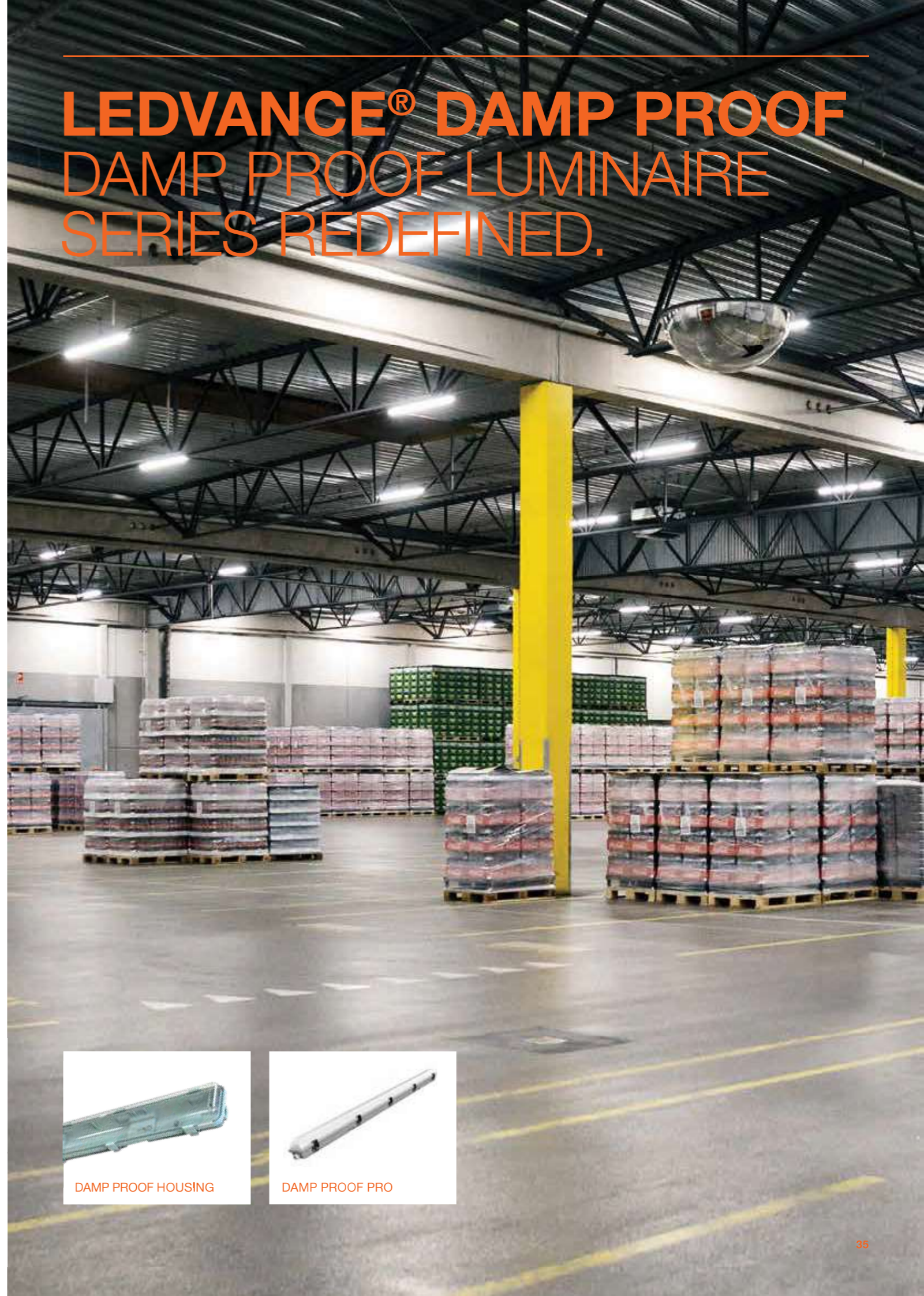
PRODUCT FEATURES

- 4 different lengths available
- Replacement for traditional T8** or T5 luminaires*
- Luminous efficacy: up to 100 lm/W
- Luminaires connectable
- Available with CCT 3000k
- Wide voltage range: 100V to 300V
- High Power Factor > 0,90
- Beam angle: up to 120°
- Mounting - surface

PRODUCT BENEFITS

- Compact dimensions
- Little space required thanks to compact dimensions
- Seamless connection of luminaires in a line
- Power cable & connect cable will be sold as accessories
- Maximum Connection allowed
- Batten 1ft 3W -- 30pcs
- Batten 2ft 6W -- 15pcs
- Batten 3ft 10W -- 10pcs
- Batten 4ft 13W -- 8pcs
- Or < 104W mixed lengths
- Safety Compliant as per BIS

LEDVANCE® DAMP PROOF DAMP PROOF LUMINAIRE SERIES REDEFINED.



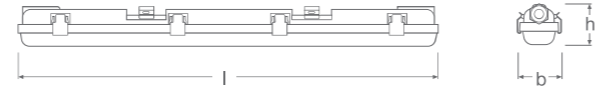

DAMP PROOF HOUSING



DAMP PROOF PRO

LEDVANCE® Damp Proof Housing
LED damp-proof luminaires for T8 LED lamps

IP65 APAC



Product Name	Product Number (EAN)	W	lm ²	K	V	Ra	lm/W	°	$\frac{l}{[mm]}$	$\frac{b}{[mm]}$	$\frac{h}{[mm]}$	t[h] [#]	
--------------	----------------------	---	-----------------	---	---	----	------	---	------------------	------------------	------------------	-------------------	--

LEDVANCE® DAMP PROOF HOUSING													
LDECO DP 1200 1XLAMP HOUSING 8X1 EN LEDV	4058075238565	-	-	-	220-240	-	-	-	651	69	64	-	8
LDECO DP 1200 2XLAMP HOUSING 6X1 EN LEDV	4058075238589	-	-	-	220-240	-	-	-	651	108	64	-	6
LDECO DP 1500 1XLAMP HOUSING 8X1 EN LEDV	4058075238602	-	-	-	220-240	-	-	-	1261	69	64	-	8
LDECO DP 1500 2XLAMP HOUSING 6X1 EN LEDV	4058075238626	-	-	-	220-240	-	-	-	1261	108	64	-	6
LDECO DP 600 1XLAMP HOUSING 8X1 EN LEDV	4058075238640	-	-	-	220-240	-	-	-	1561	69	64	-	8
LDECO DP 600 2XLAMP HOUSING 6X1 EN LEDV	4058075238664	-	-	-	220-240	-	-	-	1561	108	64	-	6

PRODUCT FEATURES

- Available in 2ft, 4ft & 5ft
- IP65 rating
- 1 lamp & 2 lamps versions
- UV stabilized PC transparent cover

PRODUCT BENEFITS

- Anti-corrosion PC clips
- Fused design to offer protection when inserting traditional T8 fluorescent tubes by mistake
- Designed to work with IEC 62776 compliant LED T8 with AC input on one end

LEDVANCE® Damp Proof PRO
Damp proof luminaire, classic shape

IK08 IP65 APAC



Product Name	Product Number (EAN)	W	lm ²	K	V	Ra	lm/W	°	$\frac{l}{[mm]}$	$\frac{b}{[mm]}$	$\frac{h}{[mm]}$	t[h] [#]	
--------------	----------------------	---	-----------------	---	---	----	------	---	------------------	------------------	------------------	-------------------	--

LEDVANCE® Damp Proof PRO													
LDPFM DP 1200 17W 865 G2 10X1 EN LEDV	4058075262119	17	2000	6500	220-240	80	120	120	1270	85	80	30,000	10
LDPFM DP 1200 35W 865 G2 10X1 EN LEDV	4058075262133	35	4200	6500	220-240	80	120	120	1270	118	80	30,000	10

PRODUCT FEATURES

- Luminous efficacy > 120 lm/W
- High Power Factor > 0.95
- Ra > 80
- Front Cover Ik08
- SDCM 5
- Beam angle: 120°
- Operating Temperature -20 - +40°C
- Steel Plate Cold rolled Commercial (SPCC)
- UV-stabilized polycarbonate prismatic diffuser for uniformed light distribution and high efficiency
- 2 sides multi-clips design ensure IP65 throughout lifetime
- Anti-corrosion Stainless steel clips
- Mounting - suspension

PRODUCT BENEFITS

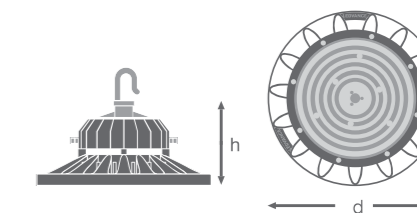
- Luminous efficacy > 120 lm/W
- High Power Factor > 0.95
- Ra > 80
- Front Cover Ik08
- SDCM 5
- Beam angle: 120°
- Operating Temperature -20 - +40°C
- Steel Plate Cold rolled Commercial (SPCC)
- UV-stabilized polycarbonate prismatic diffuser for uniformed light distribution and high efficiency
- 2 sides multi-clips design ensure IP65 throughout lifetime
- Anti-corrosion Stainless steel clips
- Mounting - suspension

LEDVANCE® HIGH BAY HIGH BAY LUMINAIRE SERIES REDEFINED.

LEDVANCE® High Bay LED PRO

LED high-bay luminaires with excellent lighting performance & enhanced safety

IK08 IP65 APAC



Product Name	Product Number (EAN)	W	lm*	K	V	Ra	lm/W	△	e (mm)	L (mm)	h (mm)	t (h)	⊞
--------------	----------------------	---	-----	---	---	----	------	---	--------	--------	--------	-------	---

LEDVANCE® HIGH BAY LED PRO													
LDPFM HB 90W 865 G2W VS1 EN LEDV	4058075261969	90	12150	6500	220-240	80	135	90°x90°	285	-	129.5	50,000	1
LDPFM HB 120W 865 G2W VS1 EN LEDV	4058075261921	120	16200	6500	220-240	80	135	90°x90°	285	-	129.5	50,000	1
LDPFM HB 150W 865 G2W VS1 EN LEDV	4058075261945	150	20250	6500	220-240	80	135	90°x90°	320	-	133	50,000	1
LDPFM HB 200W 865 G2W VS1 EN LEDV	4058075261983	200	27000	6500	220-240	80	135	70°x70°	376	-	139	50,000	1


LEDVANCE® SURFACE MOUNT BRACKET KIT													
HBLEDPROBRACKETKIT90/120/150W10X1G2LEDV0	4058075097742												10
HIGHBAY LEDPRO BRACKETKIT200W10X1G2LEDV0	4058075097766												10

PRODUCT FEATURES

- Luminous efficacy: 135 lm/W
- Ra > 80
- SDCM 5
- Beam angle: 90°x90° & 70°x70°
- Operating Temperature -30 - +50°C
- Single piece heat resistant optics/lens
- Aluminum die-cast housing --Black finish
- Mounting - suspension

PRODUCT BENEFITS

- High luminous efficacy
- Energy savings of up to 60% compared to conventional high bay luminaires
- Optimized weight & size due to compact design
- Unique LEDVANCE heat sink design with air channels allow air passage through side of driver housing to increase system liability
- Optional surface mount bracket

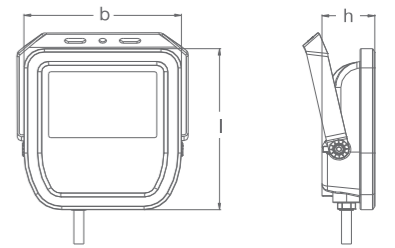


LEDVANCE® FLOODLIGHT FLOODLIGHT LUMINAIRE SERIES REDEFINED.

LEDVANCE® Floodlight Standard (10-50W)

LED floodlights with excellent light output

IK07 IP65 APAC



Product Name

Product Number
(EAN)



LEDVANCE® FLOODLIGHT STANDARD (10-50W)

LDVAL FL 10W 865 G2 10X1 EN LEDV	4058075261730	10	800	6500	220-240	70	80	100	125	115	39	30,000	10
LDVAL FL 10W 830 G2 10X1 EN LEDV	4058075261716	10	800	3000	220-240	70	80	100	125	115	39	30,000	10
LDVAL FL 20W 865 G2 10X1 EN LEDV	4058075261778	20	1800	6500	220-240	80	90	100	130	140	41	30,000	10
LDVAL FL 20W 830 G2 10X1 EN LEDV	4058075261754	20	1800	3000	220-240	80	90	100	130	140	41	30,000	10
LDVAL FL 30W 865 G2 10X1 EN LEDV	4058075261815	30	2700	6500	220-240	80	90	100	140	150	42	30,000	10
LDVAL FL 30W 830 G2 10X1 EN LEDV	4058075261792	30	2700	3000	220-240	80	90	100	140	150	42	30,000	10
LDVAL FL 50W 865 G2 10X1 EN LEDV	4058075261853	50	4500	6500	220-240	80	90	100	155	180	46	30,000	10
LDVAL FL 50W 830 G2 10X1 EN LEDV	4058075261839	50	4500	3000	220-240	80	90	100	155	180	46	30,000	10

PRODUCT FEATURES

- Available in 10W, 20W, 30W & 50W
- Luminous efficacy: up to 90 lm/W
- Available with colour temperature: 3000K & 6500K
- Available in black housing
- Aluminum heat sink (heat conductive plastics for 10W)

PRODUCT BENEFITS

- SMD LED design to maximize product liability
- IP safe high efficiency LEDs ensure system liability & legal risks free
- Premium grade polycarbonate front frame to reduce overall product weight
- Tempered frosted front glass to increase uniformity
- Elegant slim design reduces windage
- Pre-wired with mains cable



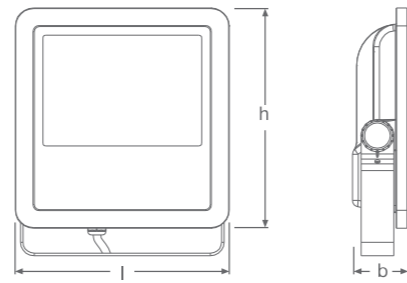
FLOODLIGHT STANDARD



FLOODLIGHT LED PRO

LEDVANCE® Floodlight LED PRO (70-150W)
Stylish & rugged LED floodlights with excellent light performance

IK08 **IP65** **APAC**



Product Name	Product Number (EAN)	W	lm*	K	V	Ra	lm/W	Δ	$\frac{l}{(mm)}$	$\frac{b}{(mm)}$	$\frac{h}{(mm)}$	t[h]#	
--------------	----------------------	---	-----	---	---	----	------	----------	------------------	------------------	------------------	-------	--

LEDVANCE® FLOODLIGHT LED PRO (70-150W)													
LDVAL FL 70W 865 G2 VS1 EN LEDV	4058075261884	70	6300	6500	220-240	80	90	100	220	54	210	30,000	1
LDVAL FL 70W 830 G2 VS1 EN LEDV	4058075261877	70	6300	3000	220-240	80	90	100	220	70	210	30,000	1
LDVAL FL 100W 865 G2 VS1 EN LEDV	4058075263451	100	9000	6500	220-240	80	90	100	250	70	240	30,000	1
LDVAL FL 100W 830 G2 VS1 EN LEDV	4058075263420	100	9000	3000	220-240	80	90	100	250	70	240	30,000	1
LDVAL FL 150W 865 G2 VS1 EN LEDV	4058075263475	150	13500	6500	220-240	80	90	100	300	76	270	30,000	1
LDVAL FL 150W 830 G2 VS1 EN LEDV	4058075263468	150	13500	3000	220-240	80	90	100	300	76	270	30,000	1

PRODUCT FEATURES


- Available in 3 lumen packages
- Luminous efficacy: up to 90 lm/W
- Available with colour temperature: 3000K & 6500K

PRODUCT BENEFITS

- MD LED design to maximize product liability
- IP safe high efficiency LEDs ensure system liability & legal risks free
- One piece compact high grade die-cast aluminum housing and heat sink
- Tempered frosted front glass to increase uniformity
- Elegant slim design reduces windage
- Pre-wired with mains cable

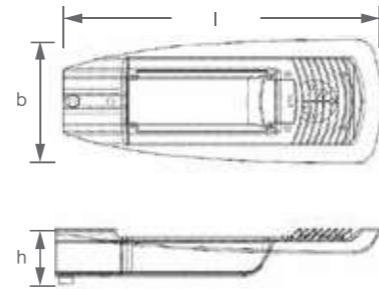
LEDVANCE® STREETLIGHTS

STREETLIGHT SERIES REDEFINED.



LEDVANCE® Streetlight LED PRO

Stylish, rugged, flexible & high performance LED streetlight



Product Name	Product Number (EAN)	W	lm*	K	V	Ra	lm/W	Δ	$\frac{l}{[mm]}$	$\frac{b}{[mm]}$	$\frac{h}{[mm]}$	$\frac{\phi}{[mm]}$	t [h]#	
--------------	----------------------	---	-----	---	---	----	------	----------	------------------	------------------	------------------	---------------------	--------	--

LEDVANCE® STREETLIGHT LED PRO															
LED STREET LIGHT 25W/5700K VS1	4058075137103	25	2625	5700	220-240	75	105	140/95	335	130	57.5	32	50,000	1	
LED STREET LIGHT 45W/5700K VS1	4058075148017	45	4725	5700	220-240	75	105	142/105	438	178	67.8	44	50,000	1	

PRODUCT FEATURES

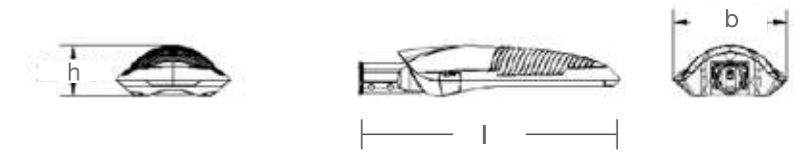
- Available in 25W,45W
- Luminous efficacy: up to 105 lm/W leads to energy saving
- Surge protection: up to 5KV (L-N)
- Enhanced life owing to low harmonic distortion THD < 10%
- Integrated Optics
- Wide Voltage Operation
- Over Voltage Protection

PRODUCT BENEFITS

- Easy to install & repair due to easy access to LED driver (Top Open)
- Superior aesthetics due to matt dark grey finish with integrated optics
- Glare free
- Enhanced life owing to low harmonic distortion
- Unique aero-dynamic design with fin shape heat sink for better thermal management
- Pressure die-cast aluminium housing
- SMD LED design to maximize product liability

LEDVANCE® ECO Streetlight

Robust streetlight with 5 KV internal surge protection



Product Name	Product Number (EAN)	W	lm*	K	V	Ra	lm/W	Δ	$\frac{l}{[mm]}$	$\frac{b}{[mm]}$	$\frac{h}{[mm]}$	$\frac{\phi}{[mm]}$	t [h]#	
--------------	----------------------	---	-----	---	---	----	------	----------	------------------	------------------	------------------	---------------------	--------	--

LEDVANCE® ECO STREETLIGHT															
LED ECO STREET LIGHT 20W/757 VS1	4058075211285	20	2150	5700	220-240	70	105	120	298	80	35	35	50,000	1	
LED ECO STREET LIGHT 25W/757 VS1	4058075211292	25	2650	5700	220-240	70	105	120	298	80	35	35	50,000	1	
LED ECO STREET LIGHT 30W/757 VS1	4058075211308	30	3200	5700	220-240	70	105	120	298	80	35	35	50,000	1	
LED ECO STREET LIGHT 36W/757 VS1	4058075211315	36	4000	5700	220-240	70	105	120	298	80	35	35	50,000	1	

PRODUCT FEATURES

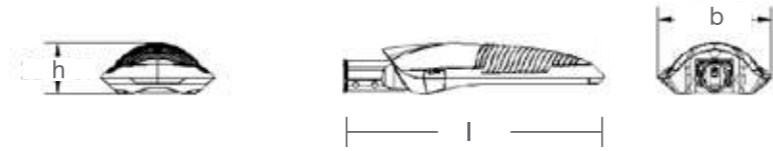
- Available in 20W,25W,30W,36W
- Luminous efficacy: up to 105 lm/W leads to energy saving
- Surge protection: up to 5KV (L-N)
- Enhanced life owing to low harmonic distortion THD < 10%
- SMD LED with lens
- Wide Voltage Operation
- Over Voltage Protection

PRODUCT BENEFITS

- Tool free maintenance
- PC cover (Secondary Optics) to protect product from high temperature environment
- Individual module shape of housing makes the rain wash away accumulated dust
- High grade aluminum housing ensures reliable operation
- Professional lighting distribution provides uniformity and less glare lighting
- Pre-wired with mains cable

LEDVANCE® Streetlight LED
 Robust & Reliable LED Streetlight
 with 5KV + 10KV surge protection

IK07 **IP66** **IN**



Product Name	Product Number (EAN)	W	lm'	K	V	Ra	lm/W	Δ	$\frac{l}{[mm]}$	$\frac{b}{[mm]}$	$\frac{h}{[mm]}$	$\frac{d}{[mm]}$	t [h]#	
--------------	----------------------	---	-----	---	---	----	------	----------	------------------	------------------	------------------	------------------	--------	--

LEDVANCE® STREETLIGHT LED														
LDVAL STREETLIGHT 45W/757 IP66VS1	4058075309746	45	4500	5700	220-240	70	100	120	385	115	60	60	50,000	1
LDVAL STREETLIGHT 60W/757 IP66VS1	4058075309753	60	6000	5700	220-240	70	100	120	390	177	92	60	50,000	1
LDVAL STREETLIGHT 70W/757 IP66VS1	4058075309760	70	7000	5700	220-240	70	100	120	390	177	92	60	50,000	1
LDVAL STREETLIGHT 90W/757 IP66VS1	4058075309777	90	9000	5700	220-240	70	100	120	390	177	92	60	50,000	1
LDVAL STREETLIGHT 100W/757IP66VS1	4058075309784	100	10000	5700	220-241	70	100	120	390	177	92	60	50,000	1
LDVAL STREETLIGHT 120W/757IP66VS1	4058075309791	120	12000	5700	220-242	70	100	120	519	238	83	60	50,000	1
LDVAL STREETLIGHT 150W/757IP66VS1	4058075309807	150	15000	5700	220-243	70	100	120	519	238	83	60	50,000	1
LDVAL STREETLIGHT 180W/757IP66VS1	4058075309814	180	18000	5700	220-244	70	100	120	540	260	90	60	50,000	1
LDVAL STREETLIGHT 200W/757IP66VS1	4058075309821	200	20000	5700	220-245	70	100	120	540	260	90	60	50,000	1
LDVAL STREETLIGHT 250W/757IP66VS1	4058075309838	250	25000	5700	220-246	70	100	120	650	265	110	60	50,000	1

PRODUCT FEATURES

- Available in 45W, 60W, 70W, 90W, 100W, 120W, 150W, 180W, 200W, 250W
- Luminous efficacy: up to 100 lm/W leads to energy saving
- Surge protection: up to 5KV (L-N) & 10KV additional protection
- Enhanced life owing to low harmonic distortion THD < 10%
- SMD LED with lens
- Wide Voltage Operation
- Over Voltage Protection


PRODUCT BENEFITS

- Tool free maintenance
- PC cover (Secondary Optics) to protect product from high temperature environment
- Individual module shape of housing makes the rain wash away accumulated dust
- High grade aluminum housing ensures reliable operation
- Professional lighting distribution provides uniformity and less glare lighting
- Pre-wired with mains cable

LEDVANCE® FACADE LIGHTS LUMINAIRE SERIES REDEFINED.

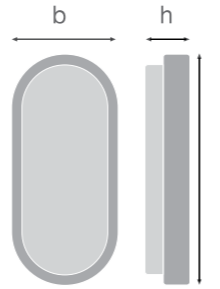


BULKHEAD



BOLLARDS

LEDVANCE® Facade & Path Luminaires
Bulkhead Wall light



Product Name	Product Number (EAN)	W	lm*	K	V	Ra	lm/W	θ	$\frac{l}{[mm]}$	$\frac{b}{[mm]}$	$\frac{h}{[mm]}$	t [h]#	
--------------	----------------------	---	-----	---	---	----	------	----------	------------------	------------------	------------------	--------	--

LEDVANCE® FACADE & PATH LUMINAIRE													
LED BULKHEAD 10W/6500K 10X1	4058075283398	10	850	6500	220-240	80	850	120	232	108	45	50,000	10
LED BULKHEAD 10W/3000K 10X1	4058075283411	10	800	3000	220-240	80	800	120	232	108	45	50,000	10

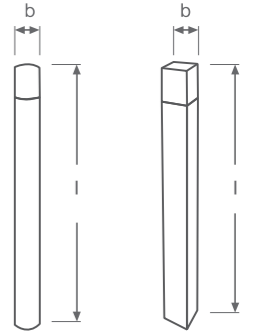
PRODUCT FEATURES

- High grade water resistant PC housing
- available with CCT 6500k/3000k
- Water Resistant IP65 rating
- high power LEDs deliver optimum lumen packages
- UV-stabilized PC diffuser for uniformed light distribution and high efficiency
- Mounting -surface

PRODUCT BENEFITS

- Internal driver design reduces wiring connection into tight spots
- Safety Compliant as per BIS.

LEDVANCE® Facade & Path Luminaires
Bollard garden light



Product Name	Product Number (EAN)	W	lm*	K	V	Ra	lm/W	θ	$\frac{l}{[mm]}$	$\frac{b}{[mm]}$	$\frac{h}{[mm]}$	\varnothing [mm]	t [h]#	
--------------	----------------------	---	-----	---	---	----	------	----------	------------------	------------------	------------------	--------------------	--------	--

LEDVANCE® FACADE & PATH LUMINAIRE														
BOLLARD HOUSING ROUND800 4X1	7501026912375	11	-	-	220-240	-	-	80	80	-	-	800	-	-
BOLLARD HOUSING SQUARE800 4X1	7501026912399	11	-	-	220-240	-	-	80	-	80	80	800	-	-

PRODUCT FEATURES

- High Grade Aluminium housing with GU10 base
- LED LAMP max 11W
- Operating Temperature -20 - +50°C
- Water Resistant IP54 rating
- UV-stabilized PC diffuser for uniformed light distribution and high efficiency
- Mounting -surface

PRODUCT BENEFITS

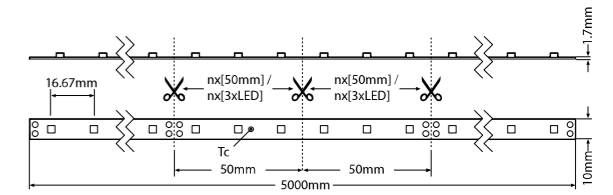
- Compact design
- Replacable lamp
- Pre-wired with mains cable

* lumen measured are under standard test conditions. Actual results may vary by +/- 10%.
Lifetime as per LM80 report.

LEDVANCE® LED MODULES (STRIPS) ELECTRONIC COMPONENTS REDEFINED.

LEDVANCE® Module Strip
12V DC

IP20 IN



Product Name	Product Number (EAN)	No. of LEDs/m	W	W/m	lm/m	lm/W	K	V	Ra	Δ	l (m)	t (m)	📦
--------------	----------------------	---------------	---	-----	------	------	---	---	----	---	-------	-------	---

LEDVANCE® Flex Strip 12V DC

LM-SV 400 12V 24W/830	4058075060319	60	24	4.8	400	83	3000	12	>80	120	5	25,000	10
LM-SV 400 12V 24W/840	4058075060333	60	24	4.8	400	83	4000	12	>80	120	5	25,000	10
LM-SV 400 12V 24W/865	**	60	24	4.8	400	83	6500	12	>80	120	5	25,000	10
LM-SV 700 12V 48W/830	4058075060357	60	48	9.6	700	73	3000	12	>80	120	5	25,000	10
LM-SV 700 12V 48W/840	4058075060395	60	48	9.6	700	73	4000	12	>80	120	5	25,000	10
LM-SV 700 12V 48W/865	**	60	48	9.6	700	73	6500	12	>80	120	5	25,000	10
LM-SV BLUE 24W 12V	4058075248250	60	24	4.8	NA	NA	Blue	12	NA	120	5	25,000	10
LM-SV RGB Kit 24W 12V	4058075248236	60	24	4.8	NA	NA	RGB	12	NA	120	5	25,000	10

PRODUCT FEATURES

- Low voltage and safe to use
- 5m LED Strip
- 4.8 Watt per meter & 9.6 Watt per meter available
- Environment Friendly
- Maintenance Free
- Longer Life Span
- 3M self-adhesive tape for easy DIY installation
- Average lifetime up to 25,000 hours*

PRODUCT BENEFITS

- Cutable LED strip at 50 mm
- Flexible and easy to install with adhesive tape
- Energy saving, excellent light output
- Best Performance with LEDVANCE drivers (Refer P59)
- High Color Rendering Index > 80



MODULE STRIP 12V DC



MODULE STRIP 24V DC

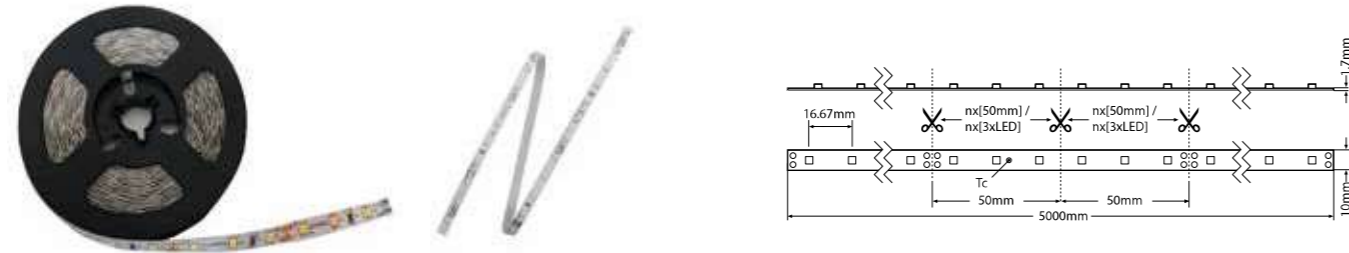


MODULE-STRIP
VALUE 24V DC



LED STRIP:
LM-SV 1000LM 50W 24V DC

* Performance when pasted on Aluminium Channel.
** Available on Request.



Product Name	Product Number (EAN)	No of LEDs/m	W	W/m	lm/m	lm/W	K	V	Ra	Δ	$\frac{l}{m}$	t (h)	
--------------	----------------------	--------------	---	-----	------	------	---	---	----	----------	---------------	-------	--

LEDVANCE® Flex Strip 24V DC													
LM-SV 500 12V 24W/827	4058075322387	60	24	4.8	500	104	2700	24	>80	120	5	25,000	10
LM-SV 500 12V 24W/830	**	60	24	4.8	500	104	3000	24	>80	120	5	25,000	10
LM-SV 500 12V 24W/840	**	60	24	4.8	500	104	4000	24	>80	120	5	25,000	10
LM-SV 1000 12V 48W/827	4058075322400	60	48	9.6	1000	104	2700	24	>80	120	5	25,000	10
LM-SV 1000 12V 48W/830	**	60	48	9.6	1000	104	3000	24	>80	120	5	25,000	10
LM-SV 1000 12V 48W/840	**	60	48	9.6	1000	104	4000	24	>80	120	5	25,000	10
LM-SV-1200-827 60W 24V	**	120	60	12	1200	100	2700	24	>80	120	5	25,000	10
LM-SV-1200-830 60W 24V	4058075248274	120	60	12	1200	100	3000	24	>80	120	5	25,000	10
LM-SV-1200-840 60W 24V	4058075322424	120	60	12	1200	100	4000	24	>80	120	5	25,000	10

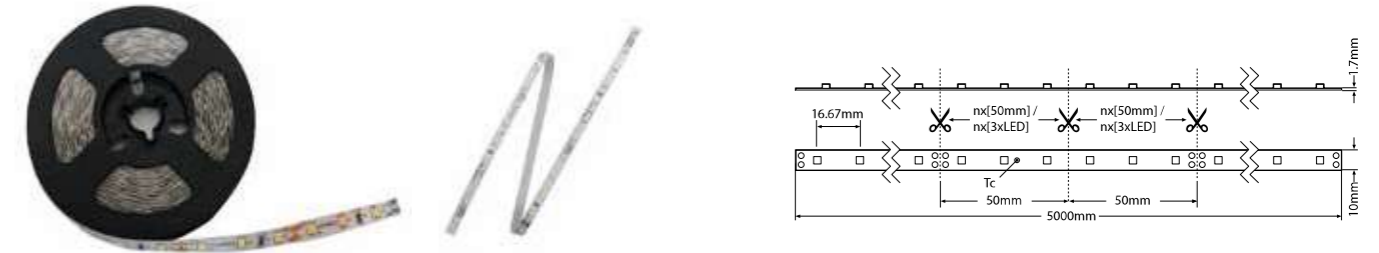
PRODUCT FEATURES

- Low voltage and safe to use
- 5m LED Strip
- 4.8 Watt per meter & 9.6 Watt per meter available
- Environment Friendly
- Maintenance Free
- Longer Life Span
- 3M self-adhesive tape for easy DIY installation
- Average lifetime up to 25,000 hours*

PRODUCT BENEFITS

- Cuttable LED strip at 100 mm
- Flexible and easy to install with adhesive tape
- Energy saving, excellent light output
- Best Performance with LEDVANCE drivers (Refer P59)
- High Color Rendering Index > 80

* Performance when pasted on Aluminium Channel.
** Available on Request.



Product Name	Product Number (EAN)	No of LEDs/m	W	W/m	lm/m	lm/W	K	V	Ra	Δ	$\frac{l}{m}$	t (h)	
--------------	----------------------	--------------	---	-----	------	------	---	---	----	----------	---------------	-------	--

LEDVANCE® Module Strip VALUE 24V DC													
LM-SV-400-827 S-DC 22W 24V	4058075019577	60	22	4.4	400	91	2700	24	>80	120	5	20,000	10
LM-SV-400-830 S-DC 22W 24V	4058075019607	60	22	4.4	400	91	3000	24	>80	120	5	20,000	10
LM-SV-400-840 S-DC 22W 24V	4058075019638	60	22	4.4	400	91	4000	24	>80	120	5	20,000	10
LM-SV-400-865-DC 22W 24V	4058075008090	60	22	4.4	400	91	6500	24	>80	120	5	20,000	10
LM-SV-900-824-DC 45W 24V	4058075008120	60	45	9	900	100	2400	24	>80	120	5	20,000	10
LM-SV-900-827-DC 45W 24V	4058075008151	60	45	9	900	100	2700	24	>80	120	5	20,000	10
LM-SV-900-830 S-DC 45W 24V	4058075019720	60	45	9	900	100	3000	24	>80	120	5	20,000	10
LM-SV-900-840 S-DC 45W 24V	4058075019751	60	45	9	900	100	4000	24	>80	120	5	20,000	10
LM-SV-900-865 S-DC 45W 24V	4058075019782	60	45	9	900	100	6500	24	>80	120	5	20,000	10

PRODUCT FEATURES

- Low voltage & safe to use
- 4.5W/m and 9W/m available
- High Lumen efficacy up to 88lm/W and 100lm/W
- Average lifetime up to 20,000 hours*
- 5m LED strip
- Connector accessories included in each bag
- Environmental friendly
- Maintenance free

PRODUCT BENEFITS

- Cuttable LED strip at 100mm
- Flexible and easy to install with adhesive tape
- Energy saving, excellent light output
- Best Performance with LEDVANCE drivers (Refer P59)
- High Color Rendering Index > 80

* Performance when pasted on Aluminium Channel.



Product Name	Product Number (EAN)	No. of LEDs/m	W	W/m	lm/m	lm/W	K	V	Ra	△	$\frac{l}{m}$	t [m]	
--------------	----------------------	---------------	---	-----	------	------	---	---	----	---	---------------	-------	--

LEDVANCE® LED Strip: LM-SV 1000LM 50W 24V DC													
LM-SV-1000-830-DC- P LW 50W 24V	4058075070554	60	50	10	1000	100	3000	24	>80	120	5	50,000	10
LM-SV-1000-840-DC- P LW 50W 24V	4058075070578	60	50	10	1000	100	4000	24	>80	120	5	50,000	10
LM-SV-1000-860-DC- P LW 50W 24V	4058075070592	60	50	10	1000	100	6000	24	>80	120	5	50,000	10

PRODUCT FEATURES

- Lumen output and efficacy with ± 10% tolerance
- CCT with ±300 K
- Survival rate after at 6000hr ≥ 90%
- Lumen maintenance level end of life ≥ 70%
- Warm up time to 60% of the full light output < 0.5s
- Switching cycle 100,000 times

PRODUCT BENEFITS

- 24V low voltage, very safe to use
- Warm and cool white color temperature
- 100,000 times switching cycle, <0.5s starting time
- High Color Rendering Index > 80
- Good color consistency for project requirement
- Excellent light output and performance, very suitable for outdoor
- Best performance with LEDVANCE drivers (Refer P60)

LEDVANCE® LED MODULE (SPOTS) ELECTRONIC COMPONENTS REDEFINED.



LM SPOT 111 PRO



LM-SPOT
50 MODULE COB DC



Product Name	Product Number (EAN)	W	lm	K	mA	Ra	θ	t(h)	
LEDVANCE® LM SPOT 111 PRO									
LM SPOT 111- 2700-830-24D DC 10X1	4058075148840	24	2899	3000	700	>80	24	50,000	10
LM SPOT 111- 2700-840-24D DC 10X1	4058075148864	24	3123	4000	700	>80	24	50,000	10
LM SPOT 111- 2700-865-24D DC 10X1	4058075148888	24	3128	6500	700	>80	24	50,000	10
LM SPOT 111- 2700-830-40D DC 10X1	4058075148901	24	3075	3000	700	>80	40	50,000	10
LM SPOT 111- 2700-840-40D DC 10X1	4058075148925	24	3166	4000	700	>80	40	50,000	10
LM SPOT 111- 2700-865-40D DC 10X1	4058075148949	24	3268	6500	700	>80	40	50,000	10
LM SPOT 111-4300-830-24D DC 10X1	4058075148963	36	4407	3000	1000	>80	24	50,000	10
LM SPOT 111-4300-840-24D DC 10X1	4058075148987	36	4789	4000	1000	>80	24	50,000	10
LM SPOT 111-4300-865-24D DC 10X1	4058075149007	36	4827	6500	1000	>80	24	50,000	10
LM SPOT 111-4300-830-40D DC 10X1	4058075149021	36	4580	3000	1000	>80	40	50,000	10
LM SPOT 111-4300-840-40D DC 10X1	4058075149045	36	4856	4000	1000	>80	40	50,000	10
LM SPOT 111-4300-865-40D DC 10X1	4058075149069	36	4909	6500	1000	>80	40	50,000	10

PRODUCT FEATURES

- Designed to replace R111 luminaries
- Available in Warm White, Cool White and Cool Daylight (3000K, 4000K, 6500K)
- Maximum temperature at Tc 85°C
- Beam angle 24°, 40°, 60°
- Average lifetime 50,000 hours
- High color consistency: 3 SDCM
- Beam angle of 60° available on request in LM SPOT 111 - 4300-830/840

PRODUCT BENEFITS

- Reliable quality
- Dimmable with suitable driver
- Outstanding Price performance ratio
- Perfect solution for indoor beautification
- High lumen efficacy for more energy saving. Spend little and save a lot
- Suitable for high ceilings
- Easy to install



Product Name	Product Number (EAN)	W	lm	K	mA	Ra	θ	t(h)	
LEDVANCE® LM-SPOT 50 Module COB DC									
LM SPOT 50-900-930-12D DC 20x1	4058075258303	11.4	950	3000	350	>90	12	50,000	20
LM SPOT 50-900-930-24D DC 20x1	4058075258327	12.3	1150	3000	350	>90	24	50,000	20
LM SPOT 50-900-930-40D DC 20x1	4058075258341	12.3	1100	3000	350	>90	40	50,000	20
LM SPOT 50-900-940-12D DC 20x1	4058075258365	11.4	1000	4000	350	>90	12	50,000	20
LM SPOT 50-900-940-24D DC 20x1	4058075258389	12.3	1250	4000	350	>90	24	50,000	20
LM SPOT 50-900-940-40D DC 20x1	4058075258402	12.3	1200	4000	350	>90	40	50,000	20
LM SPOT 50-1200-830-12D DC 20x1	4058075258426	11.4	1100	3000	350	>80	12	50,000	20
LM SPOT 50-1400-830-24D DC 20x1	4058075258440	12.3	1430	3000	350	>80	24	50,000	20
LM SPOT 50-1400-830-40D DC 20x1	4058075258464	12.3	1360	3000	350	>80	40	50,000	20
LM SPOT 50-1200-840-12D DC 20x1	4058075258488	11.4	1150	4000	350	>80	12	50,000	20
LM SPOT 50-1400-840-24D DC 20x1	4058075258501	12.3	1510	4000	350	>80	24	50,000	20
LM SPOT 50-1400-840-40D DC 20x1	4058075258525	12.3	1430	4000	350	>80	40	50,000	20

PRODUCT FEATURES

- Lumen efficacy up to 122 lm/W
- High color consistency: 3 SDCM
- Ambient temperature Ta= -20~40°C
- Operating temperature Tc max: 90°C

PRODUCT BENEFITS

- Reliable quality
- Dimmable with suitable driver
- Outstanding Price performance ratio
- Perfect solution for indoor beautification
- High lumen efficacy for more energy saving. Spend little and save a lot
- Easy to install

LEDVANCE® LED DRIVERS (NON-DIM) ELECTRONIC COMPONENTS REDEFINED.



12V/24V, 24W



12V/24V, 48W



24V, IP67, APAC



10W/12V LED MR16 DRIVER,
IP 20, APAC



700mA /1,000mA



200mA

LEDVANCE® Constant Voltage Driver 24W/48W

IP20 IN



Product Name	Product Number (EAN)	IP	W	V IN	V OUT	⌚	t _{in}	📦
--------------	----------------------	----	---	------	-------	---	-----------------	---

LEDVANCE® Constant Voltage Driver-24W/48W								
LED DRIVER CV 12V 2A 24W 10X1	4058075060159	20	24	220-240	12	Dimming possible with Dimmable controller	20,000	10
LED DRIVER CV 12V 4A 48W 10X1	4058075060173	20	48	220-240	12		20,000	10
LED DRIVER CV 24V 1A 24W 10X1	4058075060197	20	24	220-240	24		20,000	10
LED DRIVER CV 24V 2A 48W 10X1	4058075060210	20	48	220-240	24		20,000	10

PRODUCT FEATURES

- To be used in system with LED Strip 12V & 24V as per specification & Wattage
- 2.5KV surge protection
- PC body
- Safety complaint
- Life 20,000 hours

PRODUCT BENEFITS

- Suitable for Indoor applications
- Low voltage protection

LEDVANCE® LED Driver
LVED PRO LED Constant Voltage 24V Driver

IP67 APAC



Product Name	Product Number (EAN)	IP	W	V _{IN}	V _{OUT}		t _(h)	
--------------	----------------------	----	---	-----------------	------------------	--	------------------	--

LEDVANCE® LED Driver: LVED PRO LED Constant Voltage 24V Driver								
LVED PRO 60/220-240/24 P LW 20X1 ENLEDV	4058075080294	67	60	220-240	24		50,000	20
LVED PRO 100/100-240/24 P LW 16X1ENLEDV	4058075094345	67	100	220-240	24	Dimming possible with Dimmable controller	50,000	16
LVED PRO 200/220-240/24 P LW 16X1ENLEDV	4058075094383	67	200	220-240	24		50,000	16
LVED PRO 300/220-240/24 P LW9X1ENCNLEDV	Available on Request	67	300	220-240	24		50,000	9

PRODUCT FEATURES

- IP67 Waterproof
- SELV, overload and short circuit protection
- Over temperature protection
- Average lifetime up to 50,000 hours
- Power factor > 0.95
- Wide ambient temperature range -40°C to +50°C

PRODUCT BENEFITS

- Compatible with LEDVANCE 24V LED strip
- Class II design for wide application
- Suitable for outdoor applications

LEDVANCE® LED Power Supply
LVED VAL 10/100-240/12 (12V DC output)

IP20 APAC



Product Name	Product Number (EAN)	IP	W	V _{IN}	V _{OUT}	mA	t _(h)	
--------------	----------------------	----	---	-----------------	------------------	----	------------------	--

LEDVANCE® LED Power Supply: LVED VAL 10/100-240/12								
LVED VAL 10/100-240/12 50X1 EN CE LEDV	4058075098169	20	10	220-240	12	CV Type	30,000	50

PRODUCT FEATURES

- 12V DC output for perfect compatibility with 12V LED lamps.
- Max. lamp load should be no more than 10W.
- Over power, short circuit, open circuit, low voltage protection
- Wide ambient temperature range -20 to +45 oC
- Average lifetime up to 30,000 hours

PRODUCT BENEFITS

- Class II design for wide application
- Compact design, easy for installation
- Suitable for indoor use



Product Name	Product Number (EAN)	IP	W	V IN	V OUT	mA	⌚	t(h)	📦
--------------	----------------------	----	---	------	-------	----	---	------	---

LEDVANCE® Constant Current Driver									
LVED ECO 8/220-240/200 VS30	4058075166592	20	8	220-240	28 - 40	200mA	Non Dim	20,000	30
LVED ECO 40/240/1A VS10	4058075166615	20	40	220-240	30 - 40	1000mA	Non Dim	20,000	10
LVED ECO 25/240/700 VS10	4058075166639	20	25	220-240	30 - 40	700mA	Non Dim	20,000	10

PRODUCT FEATURES (CC 700MA & 1A)

- Surge Protection > 4KV
- Perfectly compatible for LM SPOT 111 modules
- Can be used with competitor's equivalent product
- Works well with other LED modules of 1A - 30W to 40W & 700mA
- 21W to 28W configurations
- Life 20,000 Hours
- Safety compliant

PRODUCT FEATURES (CC 200MA)

- Surge Protection > 2.5KV
- Perfectly compatible for LED modules for 6 to 8W operating on 200mA
- Slim & Sleek Design
- Life 20,000 Hours
- Safety compliant

LEDVANCE® DIMMABLE DRIVER & CONTROLLER ELECTRONIC COMPONENTS REDEFINED.



LEDVANCE® LED Power Supply: LVED PRO 1-10V Dimmable

Current Selection - Constant Current



Product Name	Product Number (EAN)	Control	V _{IN}	V _{OUT}	mA	W	Icons
LEDVANCE® LED Power Supply: LVED PRO 1-10V Dimmable							
LVED PRO20/220-240/550CS1-10VWS50ENLEDV	4058075199880	Analog 1-10	220-240	As per table i	As per table i	20	50
LVEDPRO40/220-240/1050CS1-10VWS40ENLEDV	4058075199903	Analog 1-10	220-240	As per table ii	As per table ii	40	40

PRODUCT FEATURES

- 1-10V/PWM/Resistor 3-in-1 Dimmable
- Low ripple current (<5%)
- Isolated, SELV design
- Long life time 50000H

PRODUCT BENEFITS

- Independent Dimmable LED Driver
- Two items with rated power 20W and 40W
- Current Selectable
- High Power Factor (PF>0.95)

DIP Switch: Table-1

ON	OFF	1	2	1	2	1	2	1	2
		350mA	400mA	500mA	550mA				
		20-40V	20-40V	20-40V	20-36V				

DIP Switch: Table-2

ON	OFF	1	2	3																
		700mA	750mA	800mA	850mA	900mA	950mA	1000mA	1050mA											
		22-44V	22-44V	22-44V	22-44V	22-44V	22-42V	22-40V	22-38V											

LEDVANCE® Constant Voltage Dim Controller

LVA DIM 1-10V 12/24V



Product Name	Product Number (EAN)	Control	V _{IN}	V _{OUT}	mA	W	Icons
LEDVANCE® Constant Voltage Dim Controller: LVA DIM 1-10V 12/24V							
LVA DIM 1-10V 12/24V 50X1 EN LEDV	4058075216532	Analog 1-10	12V/24V	As per input	15A	180W with 12V 360W with 24V	50

PRODUCT FEATURES

- 1-10V/PWM/Resistor 3-in-1 Dimmable
- Dimmable range: 1~100%
- Max output current: 15A
- Output is PWM while dimming

PRODUCT BENEFITS

- Suitable for indoor applications
- Suitable for LED strip application along with driver

INDUSTRY

HARD WORKERS – INDUSTRY LUMINAIRES FROM LEDVANCE

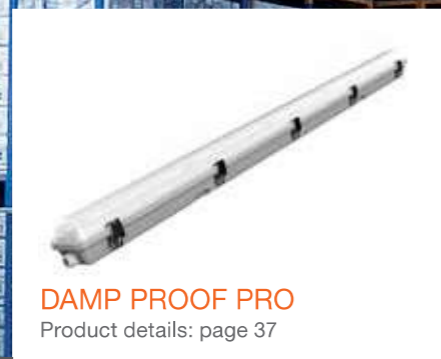
Light is a key raw material for industry. The right light can boost concentration, eliminate errors and improve efficiency. Lighting in industrial facilities has to operate reliably and ideally automatically even in dusty, damp, hot or vibrating environments – and needs to meet the highest demands in terms of cost management.

Our portfolio for the industry segment contains a large selection of LED luminaires perfectly matched to the requirements of the specific work environment. At the same time, simple installation, low operating costs and minimal maintenance mean that the systems quickly pay for themselves.




DAMP PROOF HOUSING

Product details: page 36



DAMP PROOF PRO

Product details: page 37



HIGH BAY PRO

Product details: page 39

OFFICE

LIGHT AS A FACTOR FOR SUCCESS: OFFICE LUMINAIRES FROM LEDVANCE

Modern office lighting is more than just part of the fixtures and fittings. Light in offices should not only provide illumination but also boost concentration and a feeling of well-being among employees – and, with a view to costs, should allow smart and efficient control.

Our office portfolio therefore includes LED luminaires in a wide range of versions – Panel, Linear and Downlight. And automatic control ensures that the lights are on only where they are needed. Other benefits of LEDVANCE office luminaires include simple installation, low operating costs and minimal maintenance – and therefore very short payback times.



JUNCTION BOX
Product details: page 14



ECO DOWNLIGHT
Product details: page 15



SLIM PANEL
Product details: page 16



IP20 STRIPS
Product details: page 51



DIMMABLE DRIVERS
Product details: page 59

SHOP

AESTHETICS MEET FUNCTION – SHOP LUMINAIRES FROM LEDVANCE

Good lighting means good business because only optimum lighting can create a relaxing atmosphere for customers, help them find their way around a shop and display merchandise to best effect. And of course the lighting costs have to be offset as quickly as possible – through simple installation, low operating costs and minimal maintenance.

LEDVANCE offers a very wide variety of suitable lighting solutions for all areas of a shop – from the facade and the shop window to the sales floor itself. Our portfolio of luminaires provides the right light in the right place, whatever the setting – and always with optimum LED color rendering. The attractive and functional designs of our spotlights make them ideal additions to any shop environment from basic to high-class. And track systems offer variable lighting even in large retail areas.



TRACKLIGHTS

Product details: page 23



COB LED SPOTLIGHT

Product details: page 20



LM SPOT 111 PRO

Product details: page 56



**LM-SPOT 50
MODULE COB DC**

Product details: page 57

HOSPITALITY

WELL-BEING INCLUDED – HOSPITALITY LUMINAIRES FROM LEDVANCE

In the hospitality sector the right lighting is an important factor in the well-being of guests and staff. Our hospitality portfolio shows how this feel-good atmosphere can be achieved despite the ever-present cost pressures.

LEDVANCE offers you a wide selection of LED lighting solutions as part of atmospheric and energy-efficient room designs as well as smart lighting controls to cover all demands. The use of high-quality materials ensures excellent durability – and thanks to lower electricity costs, upgrading to our LED products will very quickly pay for itself. With hospitality luminaires from LEDVANCE everything will appear in the best possible light – from conferences to gala dinners.



DOT
Product details: page 19



COB LED SPOTLIGHT
Product details: page 20



LM SPOT 111 PRO
Product details: page 56



**LM-SPOT 50
MODULE COB DC**
Product details: page 57



**IP67 LED STRIP +
IP67 DRIVERS**
Product details: page 54, 60

OUTDOOR

FUNCTIONAL LIGHTING SOLUTIONS

The link between design and function plays such an important role in conquering the night. In addition to functional purpose, our lighting systems are suitable as they are able to increase the sense of safety by illuminating areas widely for long durations.



IP67 LED STRIP + IP67 DRIVERS
Product details: page 54, 60



BULKHEAD WALL LIGHT
Product details: page 48



BOLLARD GARDEN LIGHT
Product details: page 49



STREETLIGHTS
Product details: page 43



FLOODLIGHTS
Product details: page 40

RESIDENTIAL

EFFECTIVE, EFFICIENT,
COMFORTABLE

Good lighting can make our homes comfortable, functional and fun places to be, where art and architecture look great and friends and family love to visit. LEDVANCE provides effective and efficient lighting solutions for all kinds of indoor applications whether ambient lighting, task lighting, accent lighting or decorative lighting through its extensive portfolio of lamps, luminaires and electronic components and helps transform your residence into the home of your dreams.



IP 20 STRIP + DRIVER
Product details: page 51, 59



DIM CONTROLLER
Product details: page 65



CEILING LIGHT
Product details: page 28



BATTEN
Product details: page 31

Get in Touch with Us

Contact Us:

Mr. Laxmikant Laddha: 09822332340

Giriraj Laddha: 09881245431

Rahul Laddha: 09881245432

 sales@rajelectricals.co.in

 <https://rajelectricals.co.in/>



Lighting Store:

583, Narayan Peth, Jaldhara Society,
Near Kanyashala, Pune-411030

Phone: (020) 24455293, 24461156,
24481583, 24486306, 24492424



Electrical Store:

353/2, Shaniwar Peth, Ramanbaug
Co-operative Hsg Society, Near
Ramanbaug School, Pune-411030.

Phone: 098812 45432



[rajelectricalspune](https://www.facebook.com/rajelectricalspune)



[raj__electricals](https://www.instagram.com/raj__electricals)